



Location: MA1e - International Finance Centre (Eastern Wing)

Report on 24-hour TSP monitoring

Action Level ($\mu\text{g}/\text{m}^3$) - 173.4
 Limit Level ($\mu\text{g}/\text{m}^3$) - 260

Date	Sampling Time	Weather Condition	Filter paper no.	Filter Weight, g		Elapse Time, hr		Sampling Time, hr	Flow Rate, m^3/min			Total Volume, m^3	TSP Level, $\mu\text{g}/\text{m}^3$
				Initial	Final	Initial	Final		Initial, Q_{si}	Final, Q_{sf}	Average		
1/8/2011	8:00	Fine	001009	2.8007	2.8910	7218.62	7242.62	24.00	1.41	1.41	1.41	2029	45
6/8/2011	8:00	Fine	000681	2.8112	2.8804	7242.62	7266.62	24.00	1.41	1.41	1.41	2029	34
12/8/2011	8:00	Fine	001055	2.8004	2.8686	7286.22	7310.26	24.04	1.41	1.41	1.41	2033	34
18/8/2011	8:00	Fine	000957	2.8123	2.8527	7310.26	7334.26	24.00	1.41	1.41	1.41	2035	20
24/8/2011	8:00	Fine	001018	2.7990	2.9205	7337.26	7361.26	24.00	1.31	1.31	1.31	1892	64

Report on 1-hour TSP monitoring

Action Level ($\mu\text{g}/\text{m}^3$) - 325.1
 Limit Level ($\mu\text{g}/\text{m}^3$) - 500

Date	Sampling Time	Weather Condition	Filter paper no.	Filter Weight, g		Elapse Time, hr		Sampling Time, hr	Flow Rate, m^3/min			Total Volume, m^3	TSP Level, $\mu\text{g}/\text{m}^3$
				Initial	Final	Initial	Final		Initial, Q_{si}	Final, Q_{sf}	Average		
2/8/2011	13:15	Fine	001015	2.7935	2.7999	7215.62	7216.62	1.00	1.37	1.37	1.37	82	78
2/8/2011	14:27	Fine	001010	2.7816	2.7917	7216.62	7217.62	1.00	1.37	1.37	1.37	82	123
2/8/2011	15:30	Fine	001011	2.8003	2.8082	7217.62	7218.62	1.00	1.37	1.37	1.37	82	96
8/8/2011	8:29	Sunny	000997	2.7791	2.7828	7266.62	7267.62	1.00	1.37	1.37	1.37	82	45
8/8/2011	9:58	Sunny	000999	2.7964	2.8004	7267.62	7268.62	1.00	1.37	1.37	1.37	82	49
8/8/2011	13:00	Sunny	001001	2.7608	2.7632	7268.62	7269.62	1.00	1.37	1.37	1.37	82	29
13/8/2011	9:00	Sunny	001058	2.7903	2.7983	7283.22	7284.22	1.00	1.17	1.17	1.17	70	114
13/8/2011	10:00	Sunny	001057	2.7730	2.7782	7284.22	7285.22	1.00	1.20	1.20	1.20	72	72
13/8/2011	13:00	Sunny	001056	2.7946	2.8002	7285.22	7286.22	1.00	1.20	1.20	1.20	72	78
19/8/2011	8:33	Sunny	000954	2.7971	2.7992	7334.26	7335.26	1.00	1.18	1.18	1.18	71	30
19/8/2011	9:38	Sunny	001006	2.7891	2.7926	7335.26	7336.26	1.00	1.20	1.20	1.20	72	49
19/8/2011	10:42	Sunny	001008	2.7964	2.7994	7336.26	7337.26	1.00	1.20	1.20	1.20	72	42
25/8/2011	9:00	Fine	001052	2.7992	2.8109	7361.26	7362.26	1.00	1.27	1.27	1.27	76	153
25/8/2011	10:10	Fine	001054	2.7731	2.7849	7362.26	7363.26	1.00	1.27	1.27	1.27	76	154
25/8/2011	13:00	Fine	001152	2.7475	2.7555	7363.26	7364.26	1.00	1.29	1.29	1.29	78	103



Location: MA1w - International Finance Centre (Western Wing)

Report on 24-hour TSP monitoring
 Action Level ($\mu\text{g}/\text{m}^3$) - 173.4
 Limit Level ($\mu\text{g}/\text{m}^3$) - 260

Date	Sampling Time	Weather Condition	Filter paper no.	Filter Weight, g		Elapse Time, hr		Sampling Time, hr	Flow Rate, m^3/min			Total Volume, m^3	TSP Level, $\mu\text{g}/\text{m}^3$
				Initial	Final	Initial	Final		Initial, Q_{si}	Final, Q_{sf}	Average		
1/8/2011	8:00	Fine	001003	2.7642	2.8676	10382.57	10406.56	23.99	1.28	1.28	1.28	1847	56
6/8/2011	8:00	Fine	001012	2.8190	2.8933	10409.56	10433.56	24.00	1.28	1.28	1.28	1848	40
12/8/2011	8:00	Fine	000600	2.7755	2.8439	10436.56	10460.57	24.01	1.26	1.26	1.26	1814	38
18/8/2011	8:00	Fine	000956	2.8161	2.8810	10488.57	10512.57	24.00	1.26	1.26	1.26	1819	36
24/8/2011	8:00	Fine	001019	2.7963	2.8946	10515.57	10539.57	24.00	1.26	1.26	1.26	1809	54

Report on 1-hour TSP monitoring
 Action Level ($\mu\text{g}/\text{m}^3$) - 325.1
 Limit Level ($\mu\text{g}/\text{m}^3$) - 500

Date	Sampling Time	Weather Condition	Filter paper no.	Filter Weight, g		Elapse Time, hr		Sampling Time, hr	Flow Rate, m^3/min			Total Volume, m^3	TSP Level, $\mu\text{g}/\text{m}^3$
				Initial	Final	Initial	Final		Initial, Q_{si}	Final, Q_{sf}	Average		
2/8/2011	9:08	Fine	001016	2.7941	2.8002	10406.56	10407.56	1.00	1.31	1.31	1.31	79	78
2/8/2011	10:13	Fine	001014	2.7884	2.7930	10407.56	10408.56	1.00	1.31	1.31	1.31	79	59
2/8/2011	11:20	Fine	001013	2.7900	2.7946	10408.56	10409.56	1.00	1.31	1.31	1.31	79	59
8/8/2011	8:38	Fine	000998	2.7619	2.7649	10433.56	10434.56	1.00	1.31	1.31	1.31	78	38
8/8/2011	10:05	Fine	001000	2.7893	2.7924	10434.56	10435.56	1.00	1.31	1.31	1.31	78	40
8/8/2011	13:00	Fine	001002	2.7911	2.7934	10435.56	10436.56	1.00	1.31	1.31	1.31	78	29
13/8/2011	9:00	Sunny	001133	2.7805	2.7866	10460.57	10461.57	1.00	1.21	1.24	1.23	74	82
13/8/2011	10:00	Sunny	001050	2.7709	2.7775	10461.57	10462.57	1.00	1.21	1.21	1.21	73	91
13/8/2011	11:00	Sunny	001051	2.7677	2.7727	10462.57	10463.57	1.00	1.21	1.25	1.23	75	67
19/8/2011	8:40	Sunny	001005	2.7910	2.7953	10512.57	10513.57	1.00	1.22	1.26	1.24	74	58
19/8/2011	9:45	Sunny	001007	2.7947	2.7994	10513.57	10514.57	1.00	1.22	1.22	1.22	73	65
19/8/2011	10:49	Sunny	001017	2.7893	2.7946	10514.57	10515.57	1.00	1.24	1.26	1.25	75	71
25/8/2011	9:00	Cloudy	001053	2.7793	2.7890	10539.57	10540.57	1.00	1.26	1.16	1.21	73	134
25/8/2011	10:10	Cloudy	001151	2.7525	2.7614	10540.57	10541.57	1.00	1.16	1.09	1.13	68	132
25/8/2011	13:00	Cloudy	001153	2.7552	2.7639	10541.57	10542.57	1.00	1.21	1.21	1.21	73	120



Location: CMA1b - Oil St Community Liaison Centre

Report on 24-hour TSP monitoring

Action Level ($\mu\text{g}/\text{m}^3$) - 176.7

Limit Level ($\mu\text{g}/\text{m}^3$) - 260

Date	Sampling Time	Weather Condition	Filter paper no.	Filter Weight, g		Elapse Time, hr		Sampling Time, hr	Flow Rate, m^3/min			Total Volume, m^3	TSP Level, $\mu\text{g}/\text{m}^3$
				Initial	Final	Initial	Final		Initial, Q_{si}	Final, Q_{sf}	Average		
2/8/2011*	14:02	Fine	000931	2.7784	2.8992	9650.66	9674.65	23.99	1.24	1.24	1.24	1781	67
6/8/2011	8:00	Sunny	000946	2.7627	2.9031	9677.64	9701.65	24.01	1.24	1.24	1.24	1783	79
12/8/2011	8:00	Sunny	000924	2.8012	2.8933	9704.60	9728.60	24.00	1.24	1.24	1.24	1786	52
18/8/2011	8:00	Sunny	000959	2.8025	2.8717	9731.60	9755.04	23.44	1.24	1.24	1.24	1745	40
24/8/2011	8:00	Fine	000741	2.7562	2.9104	9758.04	9782.03	23.99	1.18	1.18	1.18	1704	90

* Due to lack of electricity supply, 24-hr TSP rescheduled from 1 Aug 2011 to 2 Aug 2011

Report on 1-hour TSP monitoring

Action Level ($\mu\text{g}/\text{m}^3$) - 320.1

Limit Level ($\mu\text{g}/\text{m}^3$) - 500

Date	Sampling Time	Weather Condition	Filter paper no.	Filter Weight, g		Elapse Time, hr		Sampling Time, hr	Flow Rate, m^3/min			Total Volume, m^3	TSP Level, $\mu\text{g}/\text{m}^3$
				Initial	Final	Initial	Final		Initial, Q_{si}	Final, Q_{sf}	Average		
2/8/2011	9:02	Fine	000876	2.8372	2.8438	9674.65	9675.65	1.00	1.28	1.24	1.26	76	87
2/8/2011	10:07	Fine	000852	2.7774	2.7856	9675.65	9676.65	1.00	1.28	1.24	1.26	76	108
2/8/2011	13:00	Fine	000853	2.7834	2.7935	9676.65	9677.65	1.00	1.24	1.24	1.24	74	136
8/8/2011	9:35	Fine	000821	2.8189	2.8236	9701.65	9702.65	1.00	1.06	1.09	1.06	64	74
8/8/2011	10:52	Fine	000923	2.8370	2.8404	9702.65	9703.60	0.95	1.20	1.17	1.18	67	50
8/8/2011	13:00	Fine	000926	2.7646	2.7689	9703.60	9704.60	1.00	1.19	1.15	1.17	70	61
13/8/2011	8:36	Sunny	000867	2.7507	2.7575	9728.60	9729.60	1.00	1.06	1.06	1.06	64	107
13/8/2011	9:53	Sunny	000868	2.7561	2.7639	9729.60	9730.60	1.00	1.20	1.17	1.18	71	110
13/8/2011	13:00	Sunny	000960	2.8243	2.8326	9730.60	9731.60	1.00	1.20	1.15	1.17	70	118
19/8/2011	8:45	Sunny	000970	2.8155	2.8242	9755.04	9756.04	1.00	1.22	1.22	1.22	73	119
19/8/2011	9:50	Sunny	000743	2.7735	2.7790	9756.04	9757.04	1.00	1.20	1.20	1.20	72	77
19/8/2011	10:53	Sunny	000742	2.7769	2.7822	9757.04	9758.04	1.00	1.20	1.20	1.20	72	74
25/8/2011	9:06	Fine	001025	2.8325	2.8559	9782.03	9783.03	1.00	1.28	1.19	1.23	74	317
25/8/2011	10:12	Fine	001027	2.7882	2.8048	9783.03	9784.03	1.00	1.30	1.19	1.24	75	223
25/8/2011	13:00	Fine	001029	2.7717	2.7830	9784.03	9785.03	1.00	1.21	1.19	1.20	72	157

Location: CMA2a - Causeway Bay Community Centre

Report on 24-hour TSP monitoring

Action Level ($\mu\text{g}/\text{m}^3$) - 169.5

Limit Level ($\mu\text{g}/\text{m}^3$) - 260

Date	Sampling Time	Weather Condition	Filter paper no.	Filter Weight, g		Elapse Time, hr		Sampling Time, hr	Flow Rate, m^3/min			Total Volume, m^3	TSP Level, $\mu\text{g}/\text{m}^3$
				Initial	Final	Initial	Final		Initial, Q_{si}	Final, Q_{sf}	Average		
1/8/2011	8:00	Fine	000934	2.7861	2.8850	14123.91	14147.90	23.99	1.29	1.29	1.29	1854	53
6/8/2011	8:00	Sunny	000855	2.7628	2.8409	14150.90	14174.90	24.00	1.33	1.33	1.33	1910	41
12/8/2011	8:00	Sunny	000925	2.7730	2.8292	14177.90	14201.90	24.00	1.33	1.33	1.33	1913	29
19/8/2011*	12:15	Sunny	001112	2.8116	2.8752	14207.90	14231.90	24.00	1.33	1.33	1.33	1914	33
24/8/2011	8:00	Fine	001150	2.7496	2.8748	14231.90	14255.90	24.00	1.41	1.41	1.41	2037	61

* Due to lack of electricity supply, 24-hr TSP rescheduled from 18 Aug 2011 to 19 Aug 2011

Report on 1-hour TSP monitoring

Action Level ($\mu\text{g}/\text{m}^3$) - 323.4

Limit Level ($\mu\text{g}/\text{m}^3$) - 500

Date	Sampling Time	Weather Condition	Filter paper no.	Filter Weight, g		Elapse Time, hr		Sampling Time, hr	Flow Rate, m^3/min			Total Volume, m^3	TSP Level, $\mu\text{g}/\text{m}^3$
				Initial	Final	Initial	Final		Initial, Q_{si}	Final, Q_{sf}	Average		
2/8/2011	8:54	Fine	000875	2.8496	2.8560	14147.90	14148.90	1.00	1.33	1.33	1.33	80	80
2/8/2011	9:57	Fine	000872	2.7527	2.7593	14148.90	14149.90	1.00	1.33	1.33	1.33	80	83
2/8/2011	13:00	Fine	000854	2.7843	2.7915	14149.90	14150.90	1.00	1.33	1.33	1.33	80	90
8/8/2011	9:20	Fine	000820	2.7950	2.8036	14174.90	14175.90	1.00	1.33	1.33	1.33	80	108
8/8/2011	10:40	Fine	000722	2.8066	2.8131	14175.90	14176.90	1.00	1.33	1.33	1.33	80	82
8/8/2011	13:00	Fine	000927	2.7661	2.7701	14176.90	14177.90	1.00	1.33	1.33	1.33	80	50
13/8/2011	8:48	Sunny	000601	2.7799	2.7882	14201.90	14202.90	1.00	1.33	1.33	1.33	80	104
13/8/2011	10:04	Sunny	000869	2.7396	2.7474	14202.90	14203.90	1.00	1.33	1.33	1.33	80	98
13/8/2011	13:00	Sunny	000870	2.7395	2.7473	14203.90	14204.90	1.00	1.33	1.33	1.33	80	98
19/8/2011	8:53	Sunny	000958	2.7956	2.8031	14204.91	14205.91	1.00	1.33	1.33	1.33	80	94
19/8/2011	9:56	Sunny	000744	2.7833	2.7857	14205.91	14206.91	1.00	1.33	1.33	1.33	76	32
19/8/2011	11:00	Sunny	000745	2.7839	2.7856	14206.91	14207.91	1.00	1.33	1.33	1.33	60	28
25/8/2011	8:56	Fine	001024	2.8158	2.8255	14255.90	14256.90	1.00	1.42	1.42	1.42	85	114
25/8/2011	10:01	Fine	001026	2.7759	2.7928	14256.90	14257.90	1.00	1.37	1.42	1.39	84	202
25/8/2011	13:00	Fine	001028	2.7826	2.7933	14257.90	14258.90	1.00	1.35	1.42	1.39	83	129



Location: CMA3a - CWB PRE Site Office Area

Report on 24-hour TSP monitoring
 Action Level ($\mu\text{g}/\text{m}^3$) - 171
 Limit Level ($\mu\text{g}/\text{m}^3$) - 260

Date	Sampling Time	Weather Condition	Filter paper no.	Filter Weight, g		Elapse Time, hr		Sampling Time, hr	Flow Rate, m^3/min			Total Volume, m^3	TSP Level, $\mu\text{g}/\text{m}^3$
				Initial	Final	Initial	Final		Initial, Q_{si}	Final, Q_{sf}	Average		
1/8/2011	8:00	Fine	001004	2.7806	2.8980	9956.64	9980.64	24.00	1.46	1.47	1.46	2106	56
6/8/2011	8:00	Fine	000862	2.7578	2.8495	9983.64	10007.64	24.00	1.46	1.46	1.46	2106	44
12/8/2011	8:00	Sunny	001106	2.7988	2.8769	10010.65	10034.65	24.00	1.47	1.47	1.47	2111	37
18/8/2011	8:00	Sunny	001113	2.7832	2.8548	10037.65	10061.64	23.99	1.44	1.44	1.44	2070	35
24/8/2011	8:00	Fine	001078	2.7895	2.9081	10064.64	10088.64	24.00	1.36	1.36	1.36	1955	61

Report on 1-hour TSP monitoring
 Action Level ($\mu\text{g}/\text{m}^3$) - 311.3
 Limit Level ($\mu\text{g}/\text{m}^3$) - 500

Date	Sampling Time	Weather Condition	Filter paper no.	Filter Weight, g		Elapse Time, hr		Sampling Time, hr	Flow Rate, m^3/min			Total Volume, m^3	TSP Level, $\mu\text{g}/\text{m}^3$
				Initial	Final	Initial	Final		Initial, Q_{si}	Final, Q_{sf}	Average		
2/8/2011	10:00	Fine	000941	2.7841	2.8028	9980.64	9981.64	1.00	1.35	1.35	1.35	81	231
2/8/2011	13:00	Fine	000945	2.7670	2.7784	9981.64	9982.64	1.00	1.35	1.35	1.35	81	141
2/8/2011	14:48	Fine	000858	2.7679	2.7753	9982.64	9983.64	1.00	1.35	1.35	1.35	81	91
8/8/2011	9:33	Fine	001101	2.7816	2.7842	10007.64	10008.64	1.00	1.35	1.35	1.35	81	32
8/8/2011	10:37	Fine	001102	2.7897	2.7955	10008.64	10009.64	1.00	1.35	1.35	1.35	81	72
8/8/2011	14:00	Fine	001105	2.7932	2.7981	10009.64	10010.64	1.00	1.35	1.35	1.35	81	61
13/8/2011	8:31	Sunny	001118	2.8283	2.8357	10034.65	10035.65	1.00	1.35	1.35	1.35	81	92
13/8/2011	9:35	Sunny	001109	2.8025	2.8092	10035.65	10036.65	1.00	1.35	1.35	1.35	81	83
13/8/2011	10:38	Sunny	001117	2.7971	2.8048	10036.65	10037.65	1.00	1.35	1.35	1.35	81	95
19/8/2011	8:25	Sunny	001082	2.7847	2.7886	10061.64	10062.64	1.00	1.35	1.35	1.35	81	48
19/8/2011	9:29	Sunny	001083	2.8050	2.8108	10062.64	10063.64	1.00	1.35	1.35	1.35	81	72
19/8/2011	10:33	Sunny	001075	2.7938	2.7988	10063.64	10064.64	1.00	1.35	1.35	1.35	81	62
25/8/2011	10:50	Cloudy	001162	2.7380	2.7474	10088.64	10089.64	1.00	1.41	1.41	1.41	85	111
25/8/2011	15:10	Cloudy	001161	2.7251	2.7380	10089.64	10090.64	1.00	1.41	1.41	1.41	85	152
25/8/2011	16:15	Cloudy	001160	2.7475	2.7587	10090.64	10091.64	1.00	1.41	1.41	1.41	85	132



Location: CMA4a - SPCA

Report on 24-hour TSP monitoring
Action Level ($\mu\text{g}/\text{m}^3$) - 171.2
Limit Level ($\mu\text{g}/\text{m}^3$) - 260

Date	Sampling Time	Weather Condition	Filter paper no.	Filter Weight, g		Elapse Time, hr		Sampling Time, hr	Flow Rate, m^3/min			Total Volume, m^3	TSP Level, $\mu\text{g}/\text{m}^3$
				Initial	Final	Initial	Final		Initial, Q_{si}	Final, Q_{sf}	Average		
1/8/2011	8:00	Fine	000991	2.7708	2.8554	13558.28	13582.28	24.00	1.03	1.03	1.03	1487	57
8/8/2011*	8:00	Fine	001119	2.8217	2.8719	13636.27	13660.26	23.99	1.03	1.03	1.03	1488	34
12/8/2011	8:00	Sunny	001100	2.8013	2.8704	13660.26	13684.26	24.00	1.04	1.04	1.04	1491	46
18/8/2011	8:00	Sunny	001115	2.8047	2.8488	13687.56	13711.56	24.00	1.09	1.09	1.09	1569	28
24/8/2011	8:00	Fine	001079	2.7904	2.9056	13714.26	13738.26	24.00	1.12	1.12	1.12	1613	71

* Due to lack of electricity supply, 24-hr TSP rescheduled from 6 Aug 2011 to 8 Aug 2011

Report on 1-hour TSP monitoring
Action Level ($\mu\text{g}/\text{m}^3$) - 312.5
Limit Level ($\mu\text{g}/\text{m}^3$) - 500

Date	Sampling Time	Weather Condition	Filter paper no.	Filter Weight, g		Elapse Time, hr		Sampling Time, hr	Flow Rate, m^3/min			Total Volume, m^3	TSP Level, $\mu\text{g}/\text{m}^3$
				Initial	Final	Initial	Final		Initial, Q_{si}	Final, Q_{sf}	Average		
2/8/2011	9:08	Fine	000940	2.7725	2.7774	13582.28	13583.28	1.00	1.09	1.09	1.09	65	75
2/8/2011	13:00	Fine	000948	2.7595	2.7676	13583.28	13584.28	1.00	1.09	1.09	1.09	65	124
2/8/2011	14:37	Fine	000856	2.7484	2.7556	13584.28	13585.28	1.00	1.09	1.09	1.09	65	110
8/8/2011	9:17	Fine	001120	2.7916	2.7959	13633.27	13634.27	1.00	1.09	1.09	1.09	65	66
8/8/2011	10:23	Fine	001103	2.8020	2.8063	13634.27	13635.27	1.00	1.09	1.09	1.09	65	66
8/8/2011	13:00	Fine	001104	2.7948	2.7977	13635.27	13636.27	1.00	1.09	1.09	1.09	65	44
13/8/2011	8:17	Sunny	001107	2.8141	2.8223	13684.26	13685.26	1.00	1.09	1.09	1.09	65	126
13/8/2011	9:20	Sunny	001108	2.8159	2.8245	13685.26	13686.26	1.00	1.09	1.09	1.09	65	132
13/8/2011	10:22	Sunny	001116	2.8271	2.8368	13686.26	13687.26	1.00	1.09	1.09	1.09	65	149
19/8/2011	8:11	Sunny	001081	2.7901	2.7923	13711.26	13712.26	1.00	1.09	1.09	1.09	65	34
19/8/2011	9:16	Sunny	001080	2.7780	2.7800	13712.26	13713.26	1.00	1.09	1.09	1.09	65	31
19/8/2011	10:21	Sunny	001074	2.7832	2.7857	13713.26	13714.26	1.00	1.09	1.09	1.09	65	38
25/8/2011	15:45	Cloudy	001155	2.7301	2.7383	13738.25	13739.25	1.00	1.17	1.12	1.15	69	119
25/8/2011	16:50	Cloudy	001156	2.7345	2.7432	13739.25	13740.25	1.00	1.17	1.15	1.16	69	125
25/8/2011	17:55	Cloudy	001157	2.7292	2.7369	13740.25	13741.25	1.00	1.17	1.16	1.16	69	111

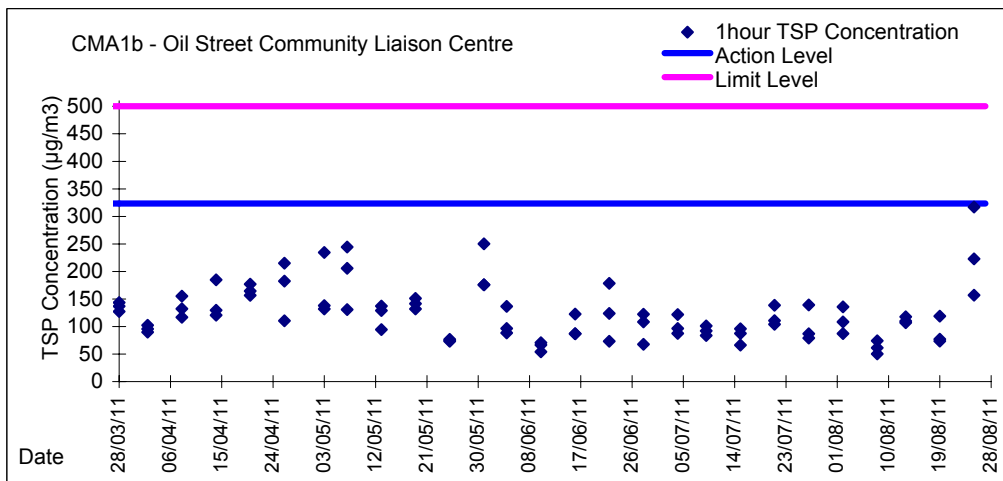
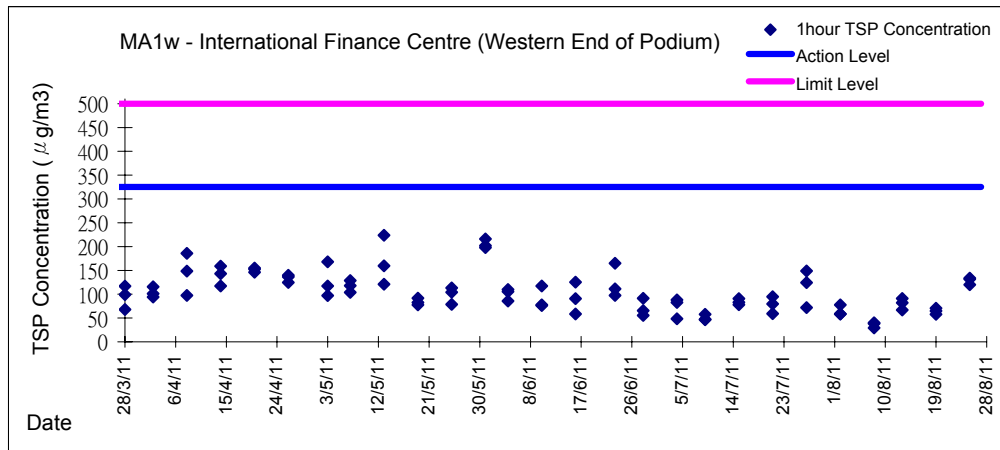
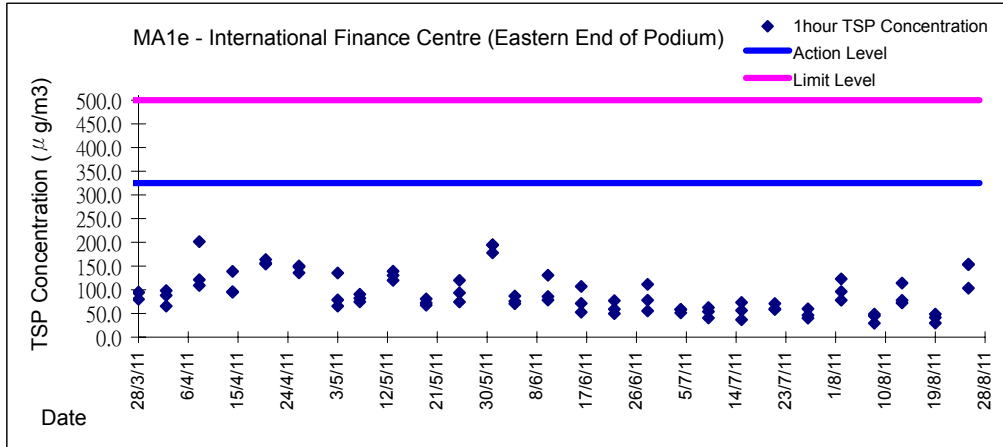


Location: CMA5a - Children Garden opposite to Pedestrian Plaza

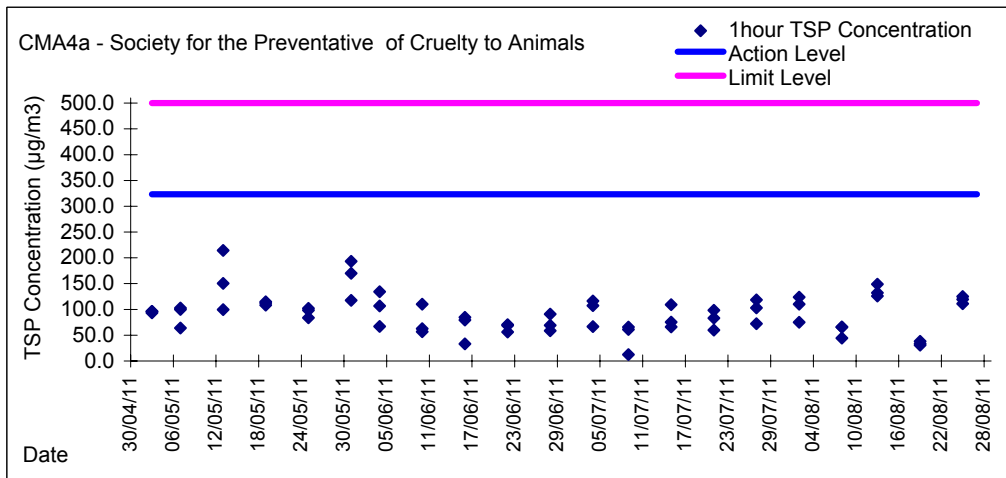
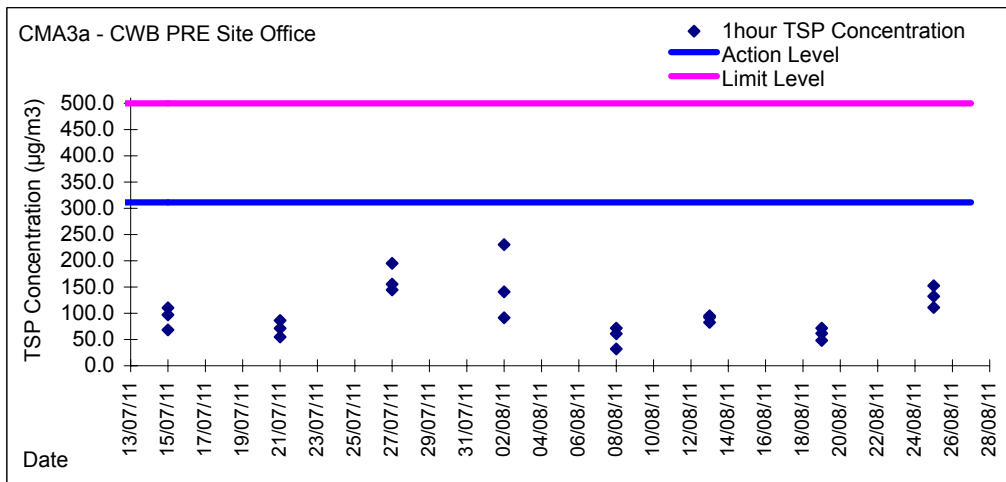
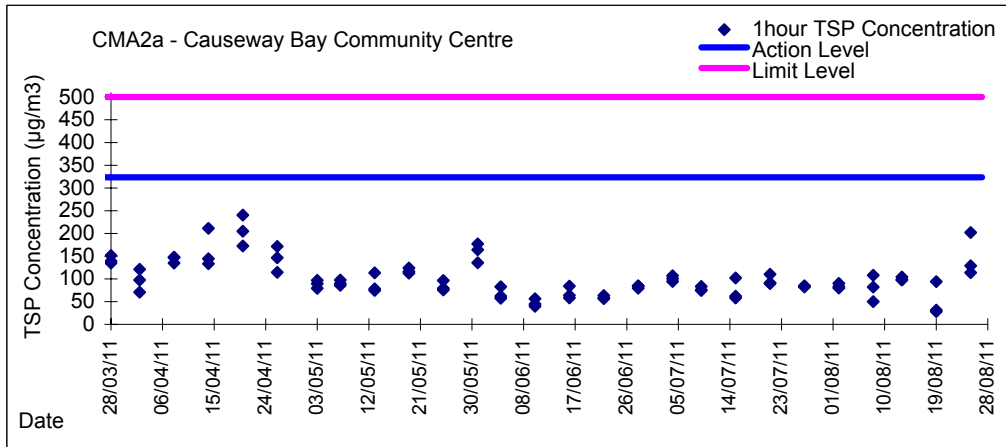
Report on 1-hour TSP monitoring
Action Level ($\mu\text{g}/\text{m}^3$) - 332
Limit Level ($\mu\text{g}/\text{m}^3$) - 500

Date	Sampling Time	Weather Condition	Filter paper no.	Filter Weight, g		Elapse Time, hr		Sampling Time, hr	Flow Rate, m^3/min			Total Volume, m^3	TSP Level, $\mu\text{g}/\text{m}^3$
				Initial	Final	Initial	Final		Initial, Q_{si}	Final, Q_{sf}	Average		
25/8/2011	8:20	Fine	001173	2.7520	2.7613	14721.44	14722.44	1.00	1.12	1.12	1.12	67	138
25/8/2011	9:38	Fine	001174	2.7755	2.7871	14722.44	14723.44	1.00	1.15	1.15	1.15	69	168
25/8/2011	13:00	Fine	001175	2.7733	2.7799	14723.44	14724.44	1.00	0.98	0.98	0.98	59	113

Graphic Presentation of 1 hour TSP Result

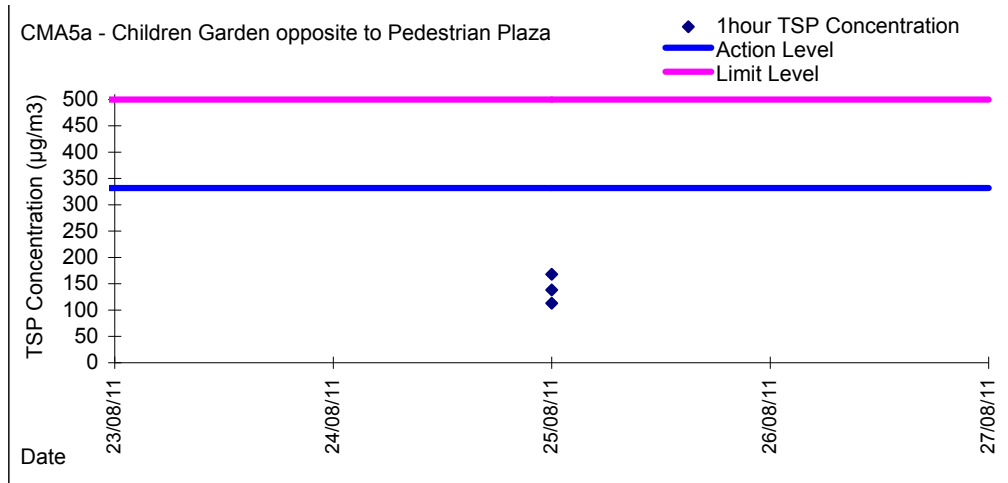


Graphic Presentation of 1 hour TSP Result



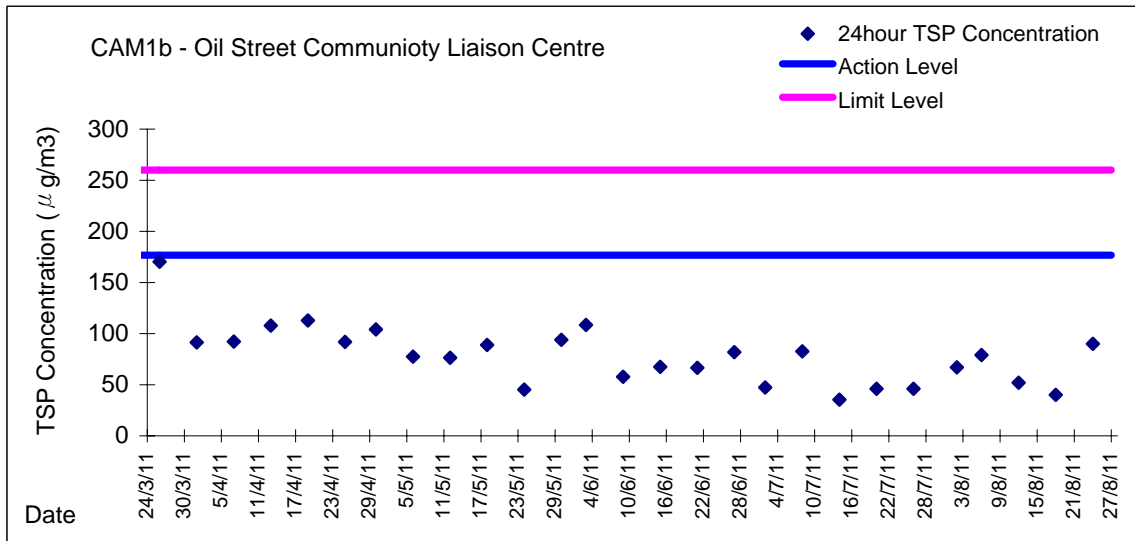
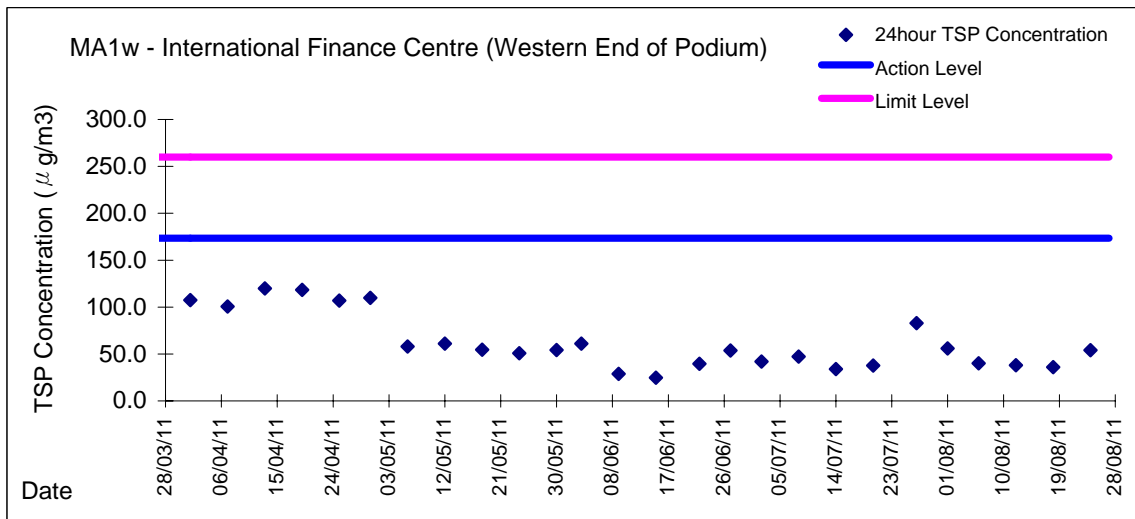
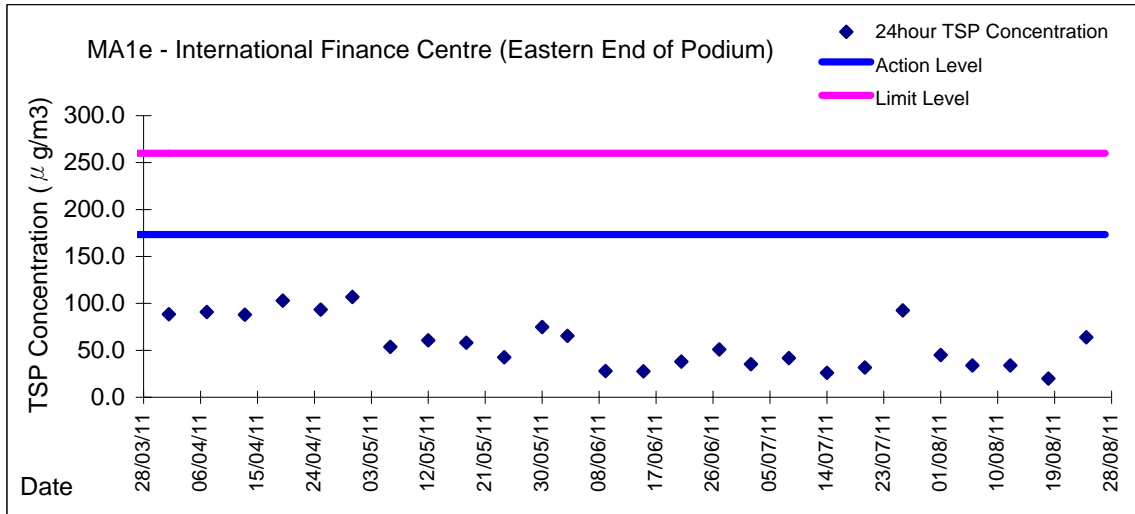


Graphic Presentation of 1 hour TSP Result





Graphic Presentation of 24 hour TSP Result



Graphic Presentation of 24 hour TSP Result

